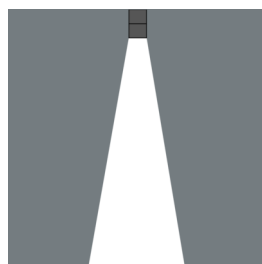
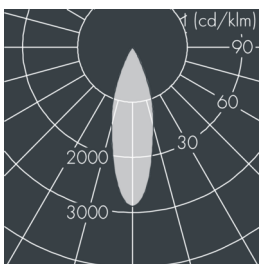
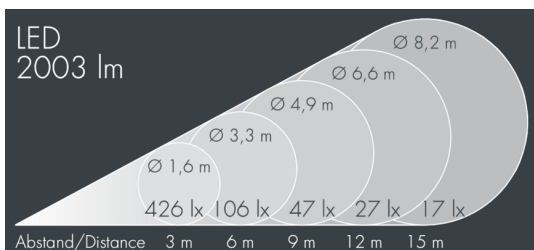


## Surface-mounted downlight

8 321 065 059

25 W, 2003 lm, 4000 K neutral white,  
medium wide beam 31°



Customized solutions and modifications are possible: Special RAL, DB or NCS colours as polyester powder coat, luminaires in 2700 K and other colour temperatures and versions for high ambient temperature.

## Specification text

housing made of corrosion-resistant die-cast aluminum AlSi12, polyester powder coated by high-quality and UV-stabilized coating process, Colour: white RAL 9002, all exterior parts are stainless steel, tempered safety glass, anti-reflective coating from 1 side, silicon gasket, with grub screw, ceiling mount: 3 drilled holes Ø 5 mm on circular pitch Ø 84 mm, cable gland: Ø 7-10 mm, recessed or surface mounted cable, connecting terminal: 3 pole, rotationally symmetrical aluminum reflector, highly efficient optics made of transparent thermoplastic for precise lighting tasks, integral driver (AC/DC), CRI > 80, Beam angle (FWHM): 31°, luminous flux: 2003 lm, wattage: 25 W, delivered lumens 79 lm/W, protection type IP65, protection class I, impact resistance IK08, dimensions: Ø 150 mm, width 180 mm, weight 2.1 kg

The modular luminaire design makes the replacement of components possible. The product meets the demands of the applicable EU guidelines and product safety regulations and bears the CE mark.

IP65 IK08

## Specification

Wattage	25 W	Beam angle (FWHM)	31°
Delivered lumens	79 lm/W	Housing colour	white RAL 9002
Light source	LED 4000 K	Protection type	IP65
Color Rendering Index	CRI > 80	Protection class	I
Control gear	on / off	Impact resistance	IK08
		Dimensions	Ø 150 mm, width 180 mm
		Weight	2,10 kg