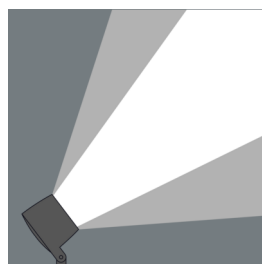
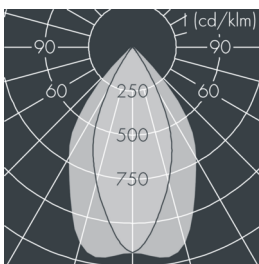
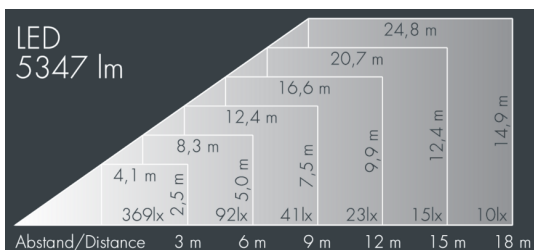




### Monoflood 3

8 203 055 169

52 W, 5347 lm, 4000 K neutral white, DALI, axially symmetrical, narrow beam 45° / 69°



Customized solutions and modifications are possible: Special RAL, DB or NCS colours as polyester powder coat, luminaires in 2700 K and other colour temperatures and versions for high ambient temperature.

### Specification text

housing made of corrosion-resistant die-cast aluminum AlSi12, polyester powder coated by high-quality and UV-stabilized coating process, Colour: silver grey, all exterior parts are stainless steel, tempered safety glass, anti-reflective coating from 1 side, dark screenprint, silicon gasket, closure with 4 stainless steel screws, mounting bracket: 2 drilled holes  $\varnothing$  7 mm, spacing 30 - 40 mm, 1 centre hole  $\varnothing$  17 mm, tilt range: 180°, cable gland: M20, connecting terminal: 5 pole, highly efficient aluminum reflector, integral driver (DALI), CRI > 85, 2 SCDM, service life L90/B10 > 50.000 h, Beam angle (FWHM): 45° / 69°, luminous flux: 5347 lm, wattage: 52 W, delivered lumens 103 lm/W, protection type IP67, protection class I, impact resistance IK10, windage area 0,032 m<sup>2</sup>, dimensions (LxHxW): 200 x 156 x 200 mm, weight 4.2 kg

The modular luminaire design makes the replacement of components possible. The product meets the demands of the applicable EU guidelines and product safety regulations and bears the CE and ENEC marks.



IP67 IK10

### Specification

Wattage	52 W	Beam angle (FWHM)	45° / 69°
Delivered lumens	103 lm/W	Housing colour	silver grey
Light source	LED 4000 K	Power supply cable	$\varnothing$ 6 - 13 mm
Color Rendering Index	CRI > 85	Protection type	IP67
Colour tolerance	2 SCDM	Protection class	I
Lifetime ta 25° C	L90/B10 > 50.000 h	Impact resistance	IK10
Control gear	DALI	Windage area	0,032m <sup>2</sup>
Input voltage AC	220 - 240 V	Dimensions	200 x 156 x 200 mm
Input voltage DC	220 - 240 V	Weight	4,20 kg
Voltage protection	3 kV L/N   4 kV L/PE	Max. ambient temperature ta	30°
Luminaires per B16A / C16A	30 / 51		