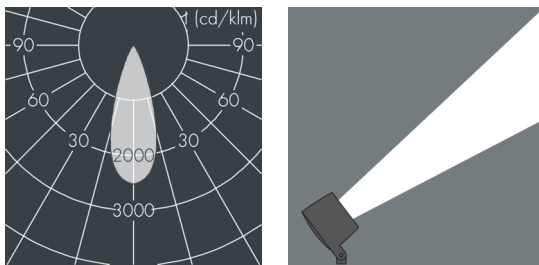
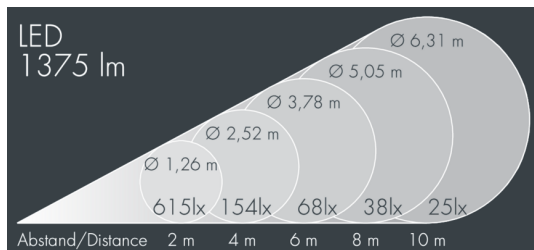


MonoFlood 2

8 202 066 049

5 × 5,6 W, 1375 lm, 3000 K warm white,
medium wide beam 35°




Customized solutions and modifications are possible: Special RAL, DB or NCS colours as polyester powder coat, luminaires in 2700 K and other colour temperatures and versions for high ambient temperature.

Specification text

housing made of corrosion-resistant die-cast aluminum AlSi12, polyester powder coated by high-quality and UV-stabilized coating process, Colour: white RAL 9002, all exterior parts are stainless steel, tempered safety glass, anti-reflective coating from 1 side, dark screenprint, silicon gasket, closure with 4 stainless steel screws, mounting bracket: 2 drilled holes \varnothing 7 mm, spacing 30 - 40 mm, 1 centre hole \varnothing 17 mm, tilt range: 180°, cable gland: M16, connecting terminal: 3 pole, precise PMMA optics, integral driver (AC/DC), CRI > 80, max 2 SDCM, service life L90/B10 > 50.000 h, Beam angle (FWHM): 35°, luminous flux: 1375 lm, wattage: 27 W, delivered lumens 51 lm/W, protection type IP67, protection class I, impact resistance IK09, windage area 0,024 m², dimensions (L×H×W): 165 × 137 × 165 mm, weight 3 kg

The modular luminaire design makes the replacement of components possible. The product meets the demands of the applicable EU guidelines and product safety regulations and bears the CE and ENEC marks.



Specification

Wattage	27 W	Beam angle (FWHM)	35°
Delivered lumens	51 lm/W	Housing colour	white RAL 9002
Light source	LED 3000 K	Protection type	IP67
Color Rendering Index	CRI > 80	Protection class	I
Colour tolerance	max 2 SDCM	Impact resistance	IK09
Lifetime ta 25° C	L90/B10 > 50.000 h	Windage area	0,024m ²
Control gear	on / off	Dimensions	165 × 137 × 165 mm
Input voltage AC	220 – 240 V	Weight	3,00 kg
Input voltage DC	190 – 255 V	Max. ambient temperature ta	40°
Voltage protection	2 kV L/N 2 kV L/PE		
Luminaires per B16A / C16A	50 / 85		