



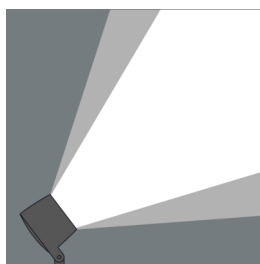
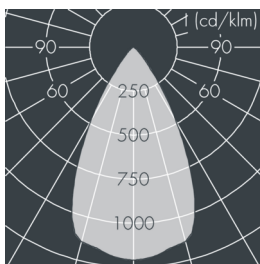
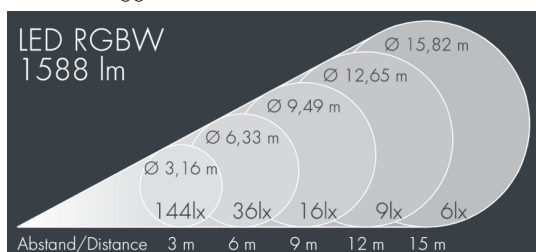
## Monocube 4 RGBW

8 264 049 059

16 × 2,3 W, 1588 lm,

RGBW (3000 K) warm white, DMX,

wide beam 55°



Customized solutions and modifications are possible: Special RAL, DB or NCS colours as polyester powder coat, luminaires in 2700 K and other colour temperatures and versions for high ambient temperature.

## Specification text

housing made of corrosion-resistant die-cast aluminum AlSi12, polyester powder coated by high-quality and UV-stabilized coating process, Colour: black RAL 7021, all exterior parts are stainless steel, tempered safety glass, anti-reflective coating from 1 side, dark screenprint, silicon gasket, closure with 4 stainless steel screws, mounting bracket: 2 drilled holes Ø 7 mm, spacing 30 - 40 mm, 1 centre hole Ø 17 mm, tilt range: 180°, cable gland: 2 × M20, connecting terminal: 6 pole, precise PMMA optics, integral driver (AC/DC), service life L70/B20 > 50.000 h, Beam angle (FWHM): 55°, luminous flux: 1588 lm, wattage: 48 W, delivered lumens 33 lm/W, protection type IP65, protection class I, impact resistance IK08, windage area 0,022 m², dimensions (L×H×W): 152 × 120 × 152 mm, weight 2.7 kg

The modular luminaire design makes the replacement of components possible. The product meets the demands of the applicable EU guidelines and product safety regulations and bears the CE mark.

 IP65 IK08

## Specification

Wattage	48 W	Beam angle (FWHM)	55°
Delivered lumens	33 lm/W	Housing colour	black RAL 7021
Light source	LED RGBW (3000 K)	Power supply cable	Ø 6 – 13 mm
Lifetime ta 25° C	L70/B20 > 50.000 h	Protection type	IP65
Control gear	DMX	Protection class	I
Input voltage AC	120 – 250 V	Impact resistance	IK08
Input voltage DC	120 – 250 V	Windage area	0,022m²
Voltage protection	2 kV L/N   2 kV L/PE	Dimensions	152 × 120 × 152 mm
Luminaires per B16A / C16A	38 / 45	Weight	2,70 kg
		Max. ambient temperature ta	35°