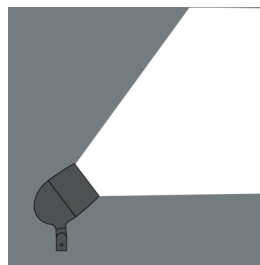
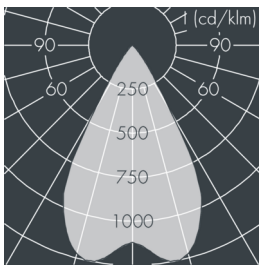
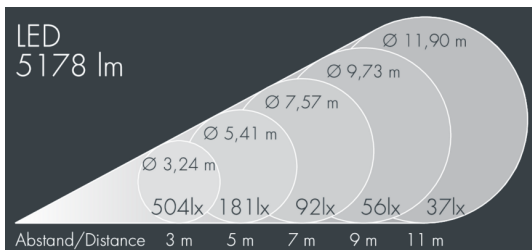


Metaspot 3

8 247 257 059
67 W, 5178 lm, 2700 K warm white,
wide beam 57°



Customized solutions and modifications are possible: Special RAL, DB or NCS colours as polyester powder coat, luminaires in 2700 K and other colour temperatures and versions for high ambient temperature.

Specification text

housing made of corrosion-resistant die-cast aluminum AlSi12, polyester powder coated by high-quality and UV-stabilized coating process, Colour: silver grey, all exterior parts are stainless steel, tempered safety glass, anti-reflective coating from 1 side, dark screenprint, silicon gasket, tool-free twist closure, for installation on poles \varnothing 60 - 100 mm, tiltable base made of powder coated aluminum, 2 drilled holes \varnothing 9 mm, spacing 95 mm, 1 centre hole \varnothing 40 mm, tilt range: 90°, 360° adjustable, cable gland: M20, connecting terminal: 3 pole, light source completely shielded, high gloss aluminium reflector, integral driver (AC/DC), CRI > 80, 3, service life L80/B10 > 50.000 h, Beam angle (FWHM): 57°, luminous flux: 5178 lm, wattage: 67 W, delivered lumens 77 lm/W, protection type IP65, protection class II, impact resistance IK08, windage area 0,055 m², dimensions: \varnothing 201 mm, width 272 mm, weight 5 kg

The modular luminaire design makes the replacement of components possible. The product meets the demands of the applicable EU guidelines and product safety regulations and bears the CE mark.

 IP65 IK08

Specification

| | | | |
|----------------------------|----------------------|-----------------------------|------------------------------------|
| Wattage | 67 W | Beam angle (FWHM) | 57° |
| Delivered lumens | 77 lm/W | Housing colour | silver grey |
| Light source | LED 2700 K | Power supply cable | \varnothing 6 - 11 mm |
| Color Rendering Index | CRI > 80 | Protection type | IP65 |
| Colour tolerance | 3 | Protection class | II |
| Lifetime ta 25° C | L80/B10 > 50.000 h | Impact resistance | IK08 |
| Control gear | on / off | Windage area | 0,055m ² |
| Input voltage AC | 220 - 240 V | Dimensions | \varnothing 201 mm, width 272 mm |
| Input voltage DC | 220 - 240 V | Weight | 5,00 kg |
| Voltage protection | 2 kV L/N 4 kV L/PE | Max. ambient temperature ta | 35° |
| Luminaires per B16A / C16A | 10 / 16 | | |