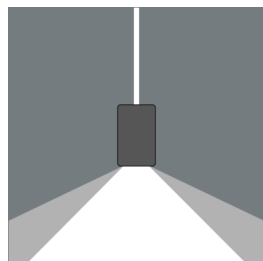
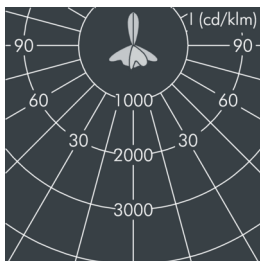
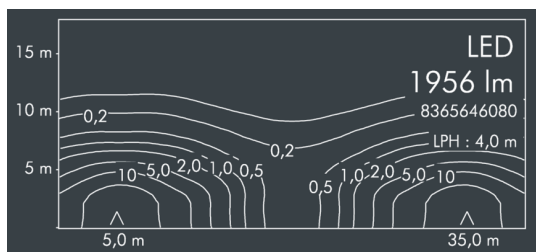




Highrise

8 365 656 089

2 × 16 W, 1956 lm, 3000 K warm white,
accent light up, lateral wide beam down
up 1° / down 138°



Customized solutions and modifications are possible: Special RAL, DB or NCS colours as polyester powder coat, luminaires in 2700 K and other colour temperatures and versions for high ambient temperature.

Specification text

housing made of corrosion-resistant die-cast aluminum AlSi12, polyester powder coated by high-quality and UV-stabilized coating process, Colour: silver grey, all exterior parts are stainless steel, tempered high efficiency safety glass, anti-reflective coating from 1 side, dark screenprint, silicon gasket, wall box with 2 stainless steel screws, wall box: 2 drilled holes Ø 6 mm, spacing 150 mm, cable gland: 2x Ø 7-10 mm, connecting terminal: 3 pole, projection lens, lens made of optical silicon, integral driver (AC/DC), CRI > 80, max 3 SDCM, service life L80/B20 > 50.000 h, Beam angle (FWHM): up 1° / down 138°, luminous flux: 1956 lm, wattage: 32 W, delivered lumens 61 lm/W, protection type IP65, protection class I, impact resistance IK08, windage area 0,03 m², dimensions (L×H×W): 153 × 199 × 118 mm, weight 2.8 kg

The modular luminaire design makes the replacement of components possible. The product meets the demands of the applicable EU guidelines and product safety regulations and bears the CE mark.

 IP65 IK08

Specification

Wattage	32 W	Beam angle (FWHM)	up 1° / down 138°
Delivered lumens	61 lm/W	Housing colour	silver grey
Light source	LED 3000 K	Protection type	IP65
Color Rendering Index	CRI > 80	Protection class	I
Colour tolerance	max 3 SDCM	Impact resistance	IK08
Lifetime ta 25° C	L80/B20 > 50.000 h	Windage area	0,03m ²
Control gear	on / off	Dimensions	153 × 199 × 118 mm
Input voltage AC	220 – 240 V	Weight	2,80 kg
Input voltage DC	220 – 240 V	Max. ambient temperature ta	35°
Voltage protection	2 kV L/N 4 kV L/PE		
Luminaires per B16A / C16A	50 / 85		