
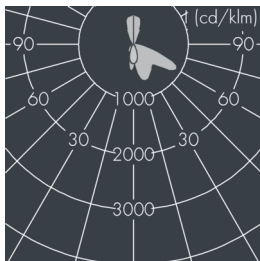
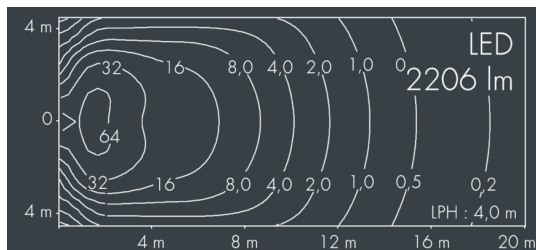


Highrise

8 365 655 099

2 x 16 W, 2206 lm, 4000 K neutral white,
accent light up, asymmetrical beam down
up 1° / down 60°



Customized solutions and modifications are possible: Special RAL, DB or NCS colours as polyester powder coat, luminaires in 2700 K and other colour temperatures and versions for high ambient temperature.

Specification text

housing made of corrosion-resistant die-cast aluminum AlSi12, polyester powder coated by high-quality and UV-stabilized coating process, Colour: silver grey, all exterior parts are stainless steel, tempered high efficiency safety glass, anti-reflective coating from 1 side, dark screenprint, silicon gasket, wall box with 2 stainless steel screws, wall box: 2 drilled holes Ø 6 mm, spacing 150 mm, cable gland: 2x Ø 7-10 mm, connecting terminal: 3 pole, highly efficient aluminum reflector, projection lens, integral driver (AC/DC), CRI > 80, max 3 SDCM, service life L80/B20 > 50.000 h, Beam angle (FWHM): up 1°, Main beam angle: down 60°, luminous flux: 2206 lm, wattage: 32 W, delivered lumens 69 lm/W, protection type IP65, protection class I, impact resistance IK08, windage area 0,03 m², dimensions (LxHxW): 153 x 199 x 118 mm, weight 2.8 kg

The modular luminaire design makes the replacement of components possible. The product meets the demands of the applicable EU guidelines and product safety regulations and bears the CE mark.



IP65 IK08

Specification

Wattage	32 W	Beam angle (FWHM)	up 1°
Delivered lumens	69 lm/W	Main beam angle	down 60°
Light source	LED 4000 K	Housing colour	silver grey
Color Rendering Index	CRI > 80	Protection type	IP65
Colour tolerance	max 3 SDCM	Protection class	I
Lifetime ta 25° C	L80/B20 > 50.000 h	Impact resistance	IK08
Control gear	on / off	Windage area	0,03m²
Input voltage AC	220 – 240 V	Dimensions	153 x 199 x 118 mm
Input voltage DC	220 – 240 V	Weight	2,80 kg
Voltage protection	2 kV L/N 4 kV L/PE	Max. ambient temperature ta	35°
Luminaires per B16A / C16A	50 / 85		