
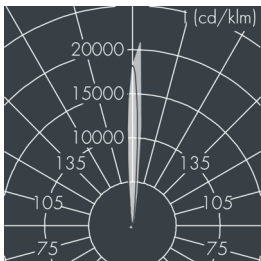
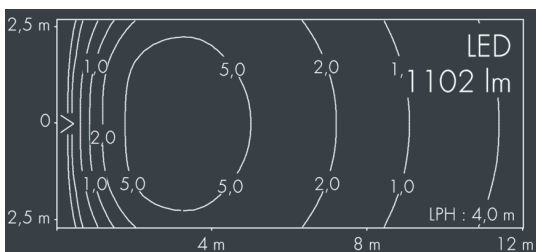


## Gemini 2

8 338 468 109

8 × 2,5 W, 1 102 lm, 4000 K neutral white, DALI, narrow beam up, asymmetrical beam down up 7° / asymmetrical down°



Customized solutions and modifications are possible: Special RAL, DB or NCS colours as polyester powder coat, luminaires in 2700 K and other colour temperatures and versions for high ambient temperature.

## Specification text

housing made of corrosion-resistant die-cast aluminum AlSi12, polyester powder coated by high-quality and UV-stabilized coating process, Colour: white RAL 9002, all exterior parts are stainless steel, tempered high efficiency safety glass, anti-reflective coating from 1 side, dark screenprint, silicon gasket, wall box: 2 drilled holes Ø 6 mm, spacing 75 mm, two cable entries for recessed or surface mounted cable Ø 7-10 mm, cable gland: 2 x up to Ø 7-10 mm, recessed or surface mounted cable, connecting terminal: 5 pole, highly efficient optics made of transparent thermoplastic for precise lighting tasks, integral, dimmable driver (DALI), CRI > 80, max 2 SDCM, service life L90/B10 > 50.000 h, Beam angle (FWHM): up 7° / asymmetrical down°, luminous flux: 1 102 lm, wattage: 20 W, delivered lumens 55 lm/W, protection type IP65, protection class I, impact resistance IK08, windage area 0,017 m<sup>2</sup>, dimensions (L×H×W): 81 × 164 × 92 mm, weight 1.2 kg

The modular luminaire design makes the replacement of components possible. The product meets the demands of the applicable EU guidelines and product safety regulations and bears the CE mark.

 IP65 IK08

## Specification

Wattage	20 W	Beam angle (FWHM)	up 7° / asymmetrical down°
Delivered lumens	55 lm/W	Housing colour	white RAL 9002
Light source	LED 4000 K	Power supply cable	Ø 7 – 10 mm
Color Rendering Index	CRI > 80	Protection type	IP65
Colour tolerance	max 2 SDCM	Protection class	I
Lifetime ta 25° C	L90/B10 > 50.000 h	Impact resistance	IK08
Control gear	DALI	Windage area	0,017m <sup>2</sup>
Input voltage AC	220 – 240 V	Dimensions	81 × 164 × 92 mm
Input voltage DC	210 – 255 V	Weight	1,20 kg
Voltage protection	2 kV L/N   4 kV L/PE	Max. ambient temperature ta	40°
Luminaires per B16A / C16A	50 / 85		