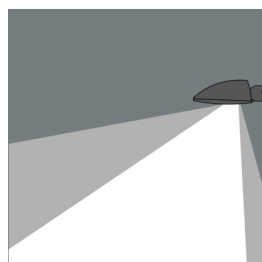
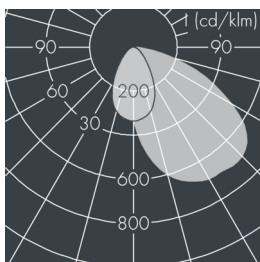
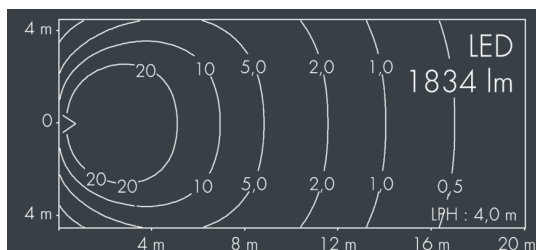




Fluxa Mini G

8 290 166 269

26 W, 1834 lm, 3000 K warm white, 1-10V, asymmetrical 43°



Customized solutions and modifications are possible: Special RAL, DB or NCS colours as polyester powder coat, luminaires in 2700 K and other colour temperatures and versions for high ambient temperature.

Specification text

housing made of corrosion-resistant die-cast aluminum AlSi12, polyester powder coated by high-quality and UV-stabilized coating process, Colour: white RAL 9002, all exterior parts are stainless steel, tempered safety glass, anti-reflective coating from 1 side, with prismatic glass

for reduced glare, silicon gasket, closure with 4 stainless steel screws, adjustable bracket assembly: 4 drilled holes \varnothing 6,5 mm, spacing 50 x 30 mm, tilt range: $\pm 15^\circ$, cable gland: M16, connecting terminal: 5 pole, highly efficient anodized rotationally symmetrical reflector with matt finish, integral driver (1-10V), CRI > 70, max 3 SDCM, service life $L_{90/B10} > 50.000$ h, luminous flux: 1834 lm, wattage: 26 W, delivered lumens 72 lm/W, protection type IP65, protection class I, impact resistance IK08, windage area 0,047 m², dimensions (LxHxW): 250 x 89 x 185 mm, weight 2.3 kg

The modular luminaire design makes the replacement of components possible. The product meets the demands of the applicable EU guidelines and product safety regulations and bears the CE mark.

IP65 IK08

Specification

| | | | |
|----------------------------|-------------------------|-----------------------------|------------------------|
| Wattage | 26 W | Housing colour | white RAL 9002 |
| Delivered lumens | 72 lm/W | Power supply cable | \varnothing 7 – 9 mm |
| Light source | LED 3000 K | Protection type | IP65 |
| Color Rendering Index | CRI > 70 | Protection class | I |
| Colour tolerance | max 3 SDCM | Impact resistance | IK08 |
| Lifetime ta 25° C | $L_{90/B10} > 50.000$ h | Windage area | 0,047m ² |
| Control gear | 1-10V | Dimensions | 250 x 89 x 185 mm |
| Input voltage AC | 220 – 240 V | Weight | 2,30 kg |
| Input voltage DC | 195 – 250 V | Max. ambient temperature ta | 35° |
| Voltage protection | 2 kV L/N 4 kV L/PE | | |
| Luminaires per B16A / C16A | 50 / 85 | | |